

To: The Senate Committee on Revenue, Financial Institutions and Rural Issues
From: Monona Alder Jennifer Kuhr, City Administrator April Little, and Walter Ostrenga,
City of Monona Police Chief
Date: August 30, 2017
RE: Dark Store Hearing

The City of Monona is a small, land locked community with very limited growth located in Dane County. Being surrounded by the City of Madison, we have the same type of criminal activity. Monona's population is currently 7,864, the oldest in Dane County with a median age is 45.9; 34% of Monona households depend on income from social security.

The Monona Police Department has 20 full time sworn officers. Based on population, we are over staffed; based on call volume, we are **understaffed**. On a normal shift we only have two officers on patrol. In 2016 our officers responded to 18,764 calls for service.

Based on population, we normally lead the state in retail theft complaints. (See the handout for calls at big box stores).

As you can see in the reports, in addition to retail theft, big box stores generate high numbers of theft, 911 disconnects, check persons, ambulance calls, frauds, warrants, assist citizens, trespassing, parking, disturbance, animal complaints, accidents, lost property, suspicious activity, property damage, solicitors, intoxicated persons, domestics, driving complaints, alarms, drug investigations, fire calls, sex offenses, fights, etc.

Our police chief has had conversations with the management at the Monona Walmart. To try to limit our responses, we've had to put restrictions on big box stores that we will not respond if it is under a \$50 loss. If they could, Walmart would be calling us even more. In 2016 police responded to the Monona Walmart 1,088 times, that's an average of **2.98 times a day**. They don't staff their security 24 hours a day and when they are there they have restrictions on how their security operates, as they are prohibited from going "hands on" with people who refuse to cooperate. Our numbers would be even higher, but we don't respond if officers are on priority calls.

Several years ago we completed a staffing study. We received fairly good marks for responding to emergency calls, but very poor marks for being able to perform patrol duties in our residential neighborhoods. Based on our call load it was recommended we add at least 5 more officers, 3 more sergeants and another detective. Monona does not have the resources to pay another \$900,000 a year in salaries.

Decreasing the taxes to the big box stores and raising the local property taxes for the aging residential population in Monona would probably cause us to reduce existing staff, which would reduce services to the community even more than what we already have.

Now, Walmart has filed suit against Monona, claiming that their total assessed value should not be \$28.5 million - it should be \$9.5 million. Even though they signed an agreement when the Monona store was built that states their real property assessed value *would be at least \$18 million*. I'm not sure what justifies such a drop in value when they had no problem agreeing to it when the store was built.

What we do know is how it would impact our Monona taxpayers if Walmart wins. The average home owner [whose house is assessed at \$283,000] would pay an extra \$110 on their property tax bill to cover the city's \$433,000 share that would not be paid by Walmart. Walmart's lost share of \$233,000 in tax revenue paid to the school district will have to be made up by homeowners as well. Does this sound fair to you?

6 YEARS

6 YR TOTAL

	<u>2011</u>	<u>2012</u>	<u>2013</u>	<u>2014</u>	<u>2015</u>	<u>2016</u>	<u>Total</u>
Shopko	154	207	206	171	151	145	1034
Walmart	696	812	1020	1036	1022	1088	<u>5674</u>
Kohls	107	164	117	119	168	206	881
Goodwill	33	17	22	29	29	36	166
Walgreens	125	141	121	143	104	94	<u>728</u>
Menards	82	85	96	116	91	113	583
PickNSave	202	174	202	151	243	170	1142
Staples	37	34	33	33	20	21	178

- 945.66 YR

- 121.33 YR

10 YEARS

SnapKo

Nature	2011	2012	2013	2014	2015	2016	Grand Total
SECURITY/TAVERN CHECK	83	124	110	56	44	46	463
RETAIL THEFT	29	27	39	42	34	36	207
ALARM	4	14	5	8	8	9	48
REPORT WRITING				12	8	20	40
ALARM TESTING		1	7	13	10	7	38
911 CELL DISCONNECT	3	3	9	13	5	1	34
AMBULANCE CALL	4	5	4	6	2	1	22
FOLLOW UP	4	3	3	3	8	1	22
INFORMATION	4	5	5		2	4	20
CHECK PERSON	2	7	2	3	4	2	20
THEFT	1	2	6	2		3	14
TRAFFIC STOP		2	1	2	3	1	9
ANIMAL COMPLAINT	2	1	2	1	1	1	8
CHECK AREA	4				2	2	8
ACCIDENT PRIVATE PROPERTY	1		2	1	4		8
FRAUD	1	1	2		2	2	8
ASSIST CITIZEN	2	3	1	1			7
WARRANT SERVICE/P&P			2	3	1		6
PARKING PRIVATE	1	1			2	2	6
WORTHLESS CHECKS	1	2			2	1	6
ACCIDENT NON-INJURY		1	1	1	2	1	6
FOUND PROPERTY		1	1	1	1	1	5
SUSPICIOUS ACTIVITY			2		2		4
DISTURBANCE	2				1		3
FIRE ALARM				1	1		2
911 OPEN LINE			1			1	2
ACCIDENT HIT AND RUN	1			1			2
SOLICITOR COMPLAINT	1				1		2
PROPERTY DAMAGE	2						2
TRAFFIC ARREST						1	1
CHECK PROPERTY			1				1
TRESPASSING COMPLAINT				1			1
OVERDOSE		1					1
THREATS		1					1
HARASSMENT		1					1
FIRE VEHICLE						1	1
SPECIAL EVENT/PROJECT	1						1
LOST PROPERTY					1		1
PRESERVE THE PEACE		1					1
DRUG INVESTIGATION						1	1
GRAFFITI COMPLAINT	1						1
Grand Total	154	207	206	171	151	145	1034

WALMART

Nature	2011	2012	2013	2014	2015	2016	Grand Total
RETAIL THEFT	180	196	303	356	372	380	1787
SECURITY/TAVERN CHECK	148	187	254	228	156	177	1150
FOLLOW UP	45	38	38	60	67	54	302
INFORMATION	39	42	27	36	26	59	229
THEFT	24	36	51	27	26	29	193
911 CELL DISCONNECT	25	30	35	29	45	26	190
CHECK PERSON	26	29	23	25	40	25	168
911 DISCONNECT	18	36	58	16	6	12	146
AMBULANCE CALL	18	31	18	25	14	20	126
FRAUD	13	23	13	20	21	27	117
WARRANT SERVICE/P&P	3	7	14	21	25	26	96
ASSIST CITIZEN	9	12	16	13	21	21	92
TRESPASSING COMPLAINT	7	5	8	26	22	17	85
PARKING PRIVATE	8	9	11	16	20	15	79
DISTURBANCE	14	14	6	9	15	12	70
ANIMAL COMPLAINT	13	14	6	10	9	17	69
ACCIDENT HIT AND RUN	7	7	18	10	11	15	68
CHECK AREA	9	8	12	4	14	12	59
REPORT WRITING			1	11	18	21	51
LOST PROPERTY	10	11	6	3	6	13	49
FIRE ALARM	11	5	11	7	7	5	46
ACCIDENT NON-INJURY	8	3	9	7	9	8	44
ACCIDENT PRIVATE PROPERTY	5	6	11	4	6	6	38
SUSPICIOUS ACTIVITY	2	5	8	7	6	3	31
ASSIST OTHER AGENCY	6	4	2	4	8	6	30
911 OPEN LINE			4	2	6	17	29
PROPERTY DAMAGE	7	6	1	5	5	3	27
SOLICITOR COMPLAINT	6	3	5	4	4		22
UNWANTED PERSON	1	6	2	3	2	6	20
INTOXICATED PERSON	2		4	7	6		19
DOMESTIC/FAMILY TROUBLE	2	2	2	5	3	4	18
FOUND PROPERTY		4	4	2	5	3	18
TRAFFIC STOP	5	2	1	3	3	1	15
TRAFFIC DRIVING COMPLAINT		4	2	4	1	3	14
THREATS	2		2		1	8	13
ALARM	5	4	1	1		1	12
DRUG INVESTIGATION		2	2	5		2	11
FIRE CALL	1		2	3	1	1	8
PRESERVE THE PEACE		1	1			6	8
HARASSMENT	1	1	1	2	1	2	8
ANNOYING PHONE CALL	3	1	2			1	7
SPECIAL EVENT/PROJECT	4		2	1			7
CHECK PROPERTY	2	1	1	1		2	7
ORDINANCE VIOLATION		1	3		3		7
SEX OFFENSE	1			2	2	2	7
FIGHT IN PROGRESS			3		2	1	6
FIRE VEHICLE	2	1	1	1		1	6
BATTERY	1	1	3			1	6

WALMART

CIVIL DISPUTE		1		1		3	5	
REPOSSESSED VEHICLE			1	1	1	2	5	
JUVENILE COMPLAINT	1			2	2		5	
CHILD ABUSE/NEGLECT		1	1	1	1		4	
MISSING PERSON		3	1				4	
VIOLATION OF COURT ORDER	1	1		1		1	4	
FIRE ELEVATOR PROBLEM		2	1			1	4	
RECOVERED STOLEN PROPERTY			1	1		1	3	
OVERDOSE			1		1	1	3	
FORGERY		2				1	3	
TRAFFIC ARREST			1			1	2	
ROBBERY			2				2	
STOLEN BICYCLE			1	1			2	
STOLEN VEHICLE		1				1	2	
PARKING ON STREET	1						1	
GUN/WEAPONS CALL			1				1	
TRAFFIC/SAFETY HAZARD						1	1	
WORTHLESS CHECKS				1			1	
ODOR COMPLAINT					1		1	
DEATH INVESTIGATION						1	1	
SEXUAL ASSAULT		1					1	
ANIMAL STRAY		1					1	
TRANSPORT				1			1	
BURGLARY		1					1	
FIRE STRUCTURE						1	1	
TOWED AUTO						1	1	
BACK UP DRIVER PAGE					1		1	
INTERNAL / CONFIDENTIAL				1			1	
911 UNINTENTIONAL						1	1	
ATTEMPTED SUICIDE			1				1	
Grand Total		696	812	1020	1036	1022	1088	5674

Kohl's

Nature	2011	2012	2013	2014	2015	2016	Grand Total
SECURITY/TAVERN CHECK	41	82	51	40	44	77	335
RETAIL THEFT	28	41	35	35	61	43	243
REPORT WRITING				4	7	27	38
FOLLOW UP	3	7	1	6	11	8	36
INFORMATION	4	5	3	9	7	6	34
CHECK PERSON	3		1	2	9	3	18
911 CELL DISCONNECT	5	2	5		4	1	17
CHECK AREA	4	2	1	4	3	3	17
AMBULANCE CALL	3	1	1	4	3	1	13
TRAFFIC STOP		1	1	1	6	3	12
ALARM	2	2	3	2		1	10
911 DISCONNECT	1	5	4				10
ACCIDENT PRIVATE PROPERTY	1	3	3		1	1	9
SUSPICIOUS ACTIVITY	1		1		2	4	8
PARKING PRIVATE		1	1	2	2	2	8
WARRANT SERVICE/P&P	1	1		1	2	3	8
FRAUD	3	1				3	7
ASSIST CITIZEN		3	2	1		1	7
THEFT	2	1				3	6
ANIMAL COMPLAINT	2	1		1	1		5
TRAFFIC ARREST				1	1	3	5
ACCIDENT HIT AND RUN	1	1			1	1	4
ACCIDENT NON-INJURY	1	1				2	4
GRAFFITI COMPLAINT	1	1				1	3
911 OPEN LINE						2	2
ASSIST OTHER AGENCY				1		1	2
FIRE CALL						2	2
DISTURBANCE		1			1		2
PROPERTY DAMAGE				1		1	2
MISSING PERSON				1			1
CHILD ABUSE/NEGLECT				1			1
DRUG INVESTIGATION						1	1
ALARM TESTING			1				1
STOLEN VEHICLE			1				1
BURGLARY				1			1
NOISE COMPLAINT						1	1
INTOXICATED PERSON				1			1
TRAFFIC DRIVING COMPLAINT			1				1
SOLICITOR COMPLAINT			1				1
UNWANTED PERSON						1	1
SPECIAL EVENT/PROJECT		1					1
FORGERY					1		1
FOUND PROPERTY					1		1
Grand Total	107	164	117	119	168	206	881

Goodwill

Nature	2011	2012	2013	2014	2015	2016	Grand Total
ALARM	2	4	3	5	5	7	26
SECURITY/TAVERN CHECK	7		1	3	4	6	21
CHECK PERSON	5	1	6	5	1	3	21
AMBULANCE CALL	1	3	2	4	4	1	15
911 CELL DISCONNECT			1	3	4		8
FIRE ALARM	3	3		1		1	8
THEFT	1	1	2	1	2		7
RETAIL THEFT		1	1		2	2	6
FOLLOW UP	1	1	1	1	1	1	6
SUSPICIOUS ACTIVITY	1		1	1	1	1	5
INFORMATION						5	5
DISTURBANCE	3		1				4
ASSIST OTHER AGENCY			1		2		3
CHECK AREA	1	1		1			3
911 DISCONNECT	1		1				2
SPECIAL EVENT/PROJECT	1	1					2
ASSIST CITIZEN	1		1				2
ACCIDENT NON-INJURY	1			1			2
CHECK PROPERTY	1					1	2
TRAFFIC STOP	1					1	2
PROPERTY DAMAGE						2	2
PARKING PRIVATE					1	1	2
FOUND PROPERTY		1				1	2
TRAFFIC DRIVING COMPLAINT				1			1
LOST PROPERTY						1	1
ANIMAL COMPLAINT	1						1
911 OPEN LINE						1	1
ORDINANCE VIOLATION				1			1
ACCIDENT PRIVATE PROPERTY					1		1
ACCIDENT HIT AND RUN	1						1
SOLICITOR COMPLAINT				1			1
UNWANTED PERSON						1	1
FIRE GAS LEAK					1		1
Grand Total	33	17	22	29	29	36	166

WALGREENS

Nature	2011	2012	2013	2014	2015	2016	Grand Total
SECURITY/TAVERN CHECK	67	73	59	58	39	37	333
CHECK PERSON	2	4	8	4	12	6	36
TRAFFIC STOP	10	4	4	8	4	5	35
FOLLOW UP	4	12	5	6	4	2	33
AMBULANCE CALL	7	4	3	8	3	3	28
CHECK AREA	1	9	4	2	3	4	23
FRAUD	3	6	4	5	3	2	23
REPORT WRITING			1	9	6	4	20
RETAIL THEFT		2	7	7	1	2	19
INFORMATION	1	3	3	3		5	15
ACCIDENT NON-INJURY	3	2	1	2	3	2	13
ASSIST CITIZEN	3	1	1	3	3	1	12
SPECIAL EVENT/PROJECT	3	2	2	3		1	11
THEFT	1	2	2	2	3	1	11
DISTURBANCE	1	1	2	1	4		9
911 DISCONNECT		1	1	2	3	2	9
ACCIDENT HIT AND RUN	2	3	1	1		1	8
ACCIDENT PRIVATE PROPERTY		1	1		3	3	8
SUSPICIOUS ACTIVITY		2	1	4			7
SOLICITOR COMPLAINT	2		1	2	1		6
DOMESTIC/FAMILY TROUBLE		1	2		2		5
ASSIST OTHER AGENCY	1	1		2		1	5
FOUND PROPERTY			1	1		3	5
UNWANTED PERSON					1	4	5
ALARM		3	1				4
FIRE ALARM	2		1				3
ORDINANCE VIOLATION	1		1	1			3
ROBBERY			1		2		3
911 CELL DISCONNECT	1		1	1			3
INTOXICATED PERSON	1		1			1	3
TRAFFIC DRIVING COMPLAINT		1			1	1	3
LOST PROPERTY		1			1	1	3
PARKING PRIVATE		1		2			3
TRAFFIC ENFORCEMENT				2			2
FORGERY	2						2
ANIMAL COMPLAINT	2						2
JUVENILE COMPLAINT	1			1			2
THREATS	1	1					2
TRESPASSING COMPLAINT					1		1
911 OPEN LINE						1	1
VIOLATION OF COURT ORDER	1						1
PROPERTY DAMAGE			1				1
TRAFFIC/SAFETY HAZARD					1		1
CIVIL DISPUTE						1	1
FIGHT IN PROGRESS	1						1
CHECK PROPERTY	1						1
WARRANT SERVICE/P&P				1			1
ACCIDENT INJURY				1			1

STOLEN VEHICLE
Grand Total

			1				1
125	141	121	143	104	94		728

MENARDS

Nature	2011	2012	2013	2014	2015	2016	Grand Total
SECURITY/TAVERN CHECK	15	18	26	32	38	31	160
RETAIL THEFT	9	10	5	13	2	17	56
PARKING PRIVATE	5	7	11	8	4	5	40
911 CELL DISCONNECT	3	3	11	7	5	4	33
FOLLOW UP	3	5	5	3	5	8	29
ANIMAL COMPLAINT	4	4	2	6	3	9	28
ACCIDENT PRIVATE PROPERTY	3	4	5	2	4	2	20
INFORMATION	2	3	1	6	2	5	19
THEFT	4	2	4	5	1	3	19
AMBULANCE CALL	2	2	1	4	3	6	18
CHECK PERSON	5	3	1	1	6		16
ALARM	6	3	4				13
FOUND PROPERTY	1	1	1	5	1	4	13
ACCIDENT HIT AND RUN	2	2	1	3	4		12
DISTURBANCE			6	1	1	2	10
TRAFFIC STOP	5		1		1	2	9
ACCIDENT NON-INJURY	2	2		2	2		8
CHECK AREA		2	1	3	1		7
PROPERTY DAMAGE		2		2	1	1	6
911 OPEN LINE						6	6
ASSIST CITIZEN	1	2	2	1			6
NOISE COMPLAINT	1	5					6
FRAUD	1	1	2			1	5
FIRE ALARM	1	1		2			4
ASSIST OTHER AGENCY	2		1	1			4
LOST PROPERTY	1				1	1	3
REPORT WRITING			1	1		1	3
ACCIDENT INJURY	1				2		3
911 DISCONNECT			1		1		2
TRAFFIC DRIVING COMPLAINT		1		1			2
THREATS	1				1		2
BURGLARY			1	1			2
ORDINANCE VIOLATION			1			1	2
CHECK PROPERTY		1		1			2
FIRE CALL	1					1	2
ALARM TESTING				1			1
TRESPASSING COMPLAINT	1						1
FIGHT IN PROGRESS		1					1
CHILD ABUSE/NEGLECT				1			1
HARASSMENT				1			1
CIVIL DISPUTE			1				1
DRUG INVESTIGATION				1			1
SOLICITOR COMPLAINT						1	1
GUN/WEAPONS CALL						1	1
SPECIAL EVENT/PROJECT				1			1
WORTHLESS CHECKS					1		1
STOLEN VEHICLE					1		1
SUSPICIOUS ACTIVITY						1	1

Grand Total

82

85

96

116

91

113

583

PICK N SAVE

Nature	2011	2012	2013	2014	2015	2016	Grand Total
SECURITY/TAVERN CHECK	88	68	91	57	106	78	488
RETAIL THEFT	28	23	34	24	42	23	174
FOLLOW UP	10	3	9	11	13	12	58
AMBULANCE CALL	10	7	9	6	5	2	39
INFORMATION	8	7	12	4	3	3	37
ALARM	2	7	5	7	14	1	36
CHECK PERSON	5	5	3	6	9	5	33
911 CELL DISCONNECT	7	4	5	5	3	2	26
ANIMAL COMPLAINT	6	3		5	3	2	19
CHECK AREA	1	4	4	1	5	3	18
PARKING PRIVATE	1	4	2	1	7	3	18
SOLICITOR COMPLAINT	1	7	4	2	1		15
DISTURBANCE	6	1	1	1	3	3	15
FIRE ALARM	3	1		3		7	14
THEFT	2	2	4	1	1	2	12
FRAUD	5	3	1			3	12
LOST PROPERTY	1	3	2		3	2	11
ACCIDENT HIT AND RUN	2	2	1	3	2	1	11
SUSPICIOUS ACTIVITY	3		1	2	3	1	10
ACCIDENT PRIVATE PROPERTY	2	1	1	2	3	1	10
ASSIST CITIZEN	1	1	1	2	3	1	9
ACCIDENT NON-INJURY	1	2		1		3	7
ASSIST OTHER AGENCY	1	2	2		2		7
TRAFFIC STOP		2	3		1	1	7
FOUND PROPERTY	1	2		1	3		7
TRAFFIC DRIVING COMPLAINT		1	2		1	1	5
PROPERTY DAMAGE	2	1			1	1	5
UNWANTED PERSON	1		1	1		1	4
FIRE VEHICLE				4			4
DOMESTIC/FAMILY TROUBLE	2	1					3
WARRANT SERVICE/P&P		1			2		3
REPORT WRITING					1	2	3
ORDINANCE VIOLATION		1	1				2
THREATS					1	1	2
TRESPASSING COMPLAINT						2	2
ROBBERY			1		1		2
SPECIAL EVENT/PROJECT		1	1				2
CHILD ABUSE/NEGLECT	1			1			2
FIRE CALL		1	1				2
ALARM TESTING					1		1
FIGHT IN PROGRESS		1					1
RECOVERED STOLEN PROPERTY	1						1
PRESERVE THE PEACE						1	1
VIOLATION OF COURT ORDER						1	1
DRUG INVESTIGATION		1					1
911 OPEN LINE						1	1
ACCIDENT INJURY		1					1
Grand Total	202	174	202	151	243	170	1142

STAPLES

Nature	2011	2012	2013	2014	2015	2016	Grand Total
SECURITY/TAVERN CHECK	22	21	17	17	14	7	98
911 DISCONNECT		1	8	8			17
ALARM		2	1			6	9
CHECK PERSON	1	2			2	1	6
INFORMATION	4			2			6
ANIMAL COMPLAINT	1	2	1	1		1	6
FOUND PROPERTY				1	1	1	3
911 CELL DISCONNECT		2	1				3
CHECK AREA	2			1			3
FIRE ALARM	1	1	1				3
FRAUD						2	2
SOLICITOR COMPLAINT		1	1				2
RETAIL THEFT		1	1				2
AMBULANCE CALL			1			1	2
ACCIDENT NON-INJURY	1				1		2
ACCIDENT PRIVATE PROPERTY	2						2
ASSIST OTHER AGENCY	1						1
ACCIDENT HIT AND RUN				1			1
SPECIAL EVENT/PROJECT	1						1
ASSIST CITIZEN				1			1
FIRE INVESTIGATION		1					1
THREATS	1						1
CHECK PROPERTY					1		1
ORDINANCE VIOLATION			1				1
SUSPICIOUS ACTIVITY					1		1
OVERDOSE						1	1
PARKING PRIVATE				1			1
LOST PROPERTY						1	1
Grand Total	37	34	33	33	20	21	178



Dir. Deschane,

The following information is in response to your request for information on big box retailers in our jurisdictions. I am the Data Analyst for the MultiJurisdictional Public Safety Information System (MPSIS) Commission which represents the City of Fitchburg Police Department, City of Middleton Police Department, City of Monona Police Department, City of Sun Prairie Police Department, and the City of Verona Police Department. The MPSIS Commission was founded in 2004 for the purpose of pooling resources to obtain the best technology and services to benefit all five jurisdictions.

Due to this fact, our agencies have provided you an analysis of the impact of big box retailers within our jurisdictions since 2011. It is important to note that the information is specific to the initial response of the police departments and does NOT include the investigative efforts. Below are the highlights of the analysis:

- Walmart, Target, Costco, Shopko, Kohls, Cabelas, Menards, Farm & Fleet, and Staples
 - 2011 – costed an estimated \$73,385 for the initial police response
 - 2016 - costed an estimated \$141,653 for the initial police response
 - 2020 – a project cost of \$189,758 for the initial police response
- Pick N Save, Hyvee, and Woodman's
 - 2011 – costed an estimated \$25,128 for the initial police response
 - (Hyvee & Woodmans not opened yet)
 - 2016 - costed an estimated \$54,513 for the initial police response
 - 2020 – a project cost of \$63,471 for the initial police response
- Walgreens and CVS
 - 2011 – costed an estimated \$12,923 for the initial police response
 - 2016 - costed an estimated \$11,333 for the initial police response
 - 2020 – a project cost of \$13,767 for the initial police response
- Star Cinema and Marcus Cinema
 - 2016 - costed an estimated \$15,333 for the initial police response
 - 2020 – a project cost of \$11, 047 for the initial police response

The next few pages provide more information on the methodology that was utilized for the analysis and more details on the impact of these retailers. Please feel free to contact me if you have any questions or comments on the material.

Sincerely,

Stanley J Howard

MPSIS Law Enforcement Analyst

Fitchburg PD, Middleton PD, Monona PD, Sun Prairie PD, Verona PD

5520 Lacy Rd, Fitchburg, WI 53711

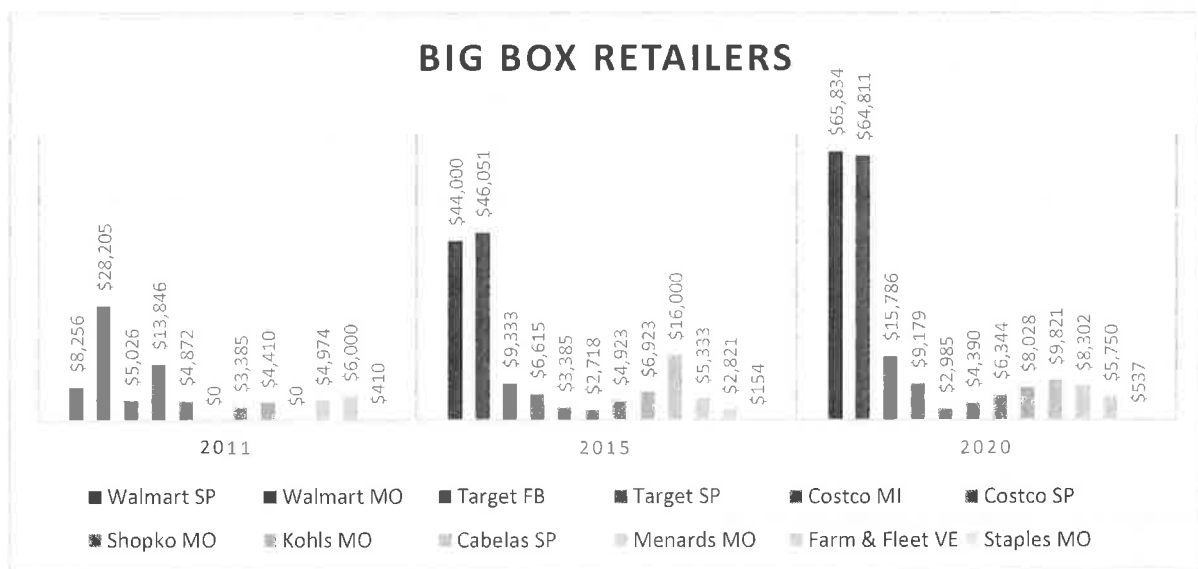
Phone: (608) 260-5553



The following analysis is based off a request from Director Deschane of the League of Wisconsin Municipalities. The request is examining the number of calls for service from a "Big Box Retailer" due to legislative efforts to stop a property tax reduction that is proposed by the retailers. A few of the types of stores that were mentioned include Walmart, Target, Menards, etc. and also name Walgreens and CVS Pharmacies. Although the request did not include movie theaters, they were included due to the prior attempts of the theaters to reduce their property tax based on similar measures.

In order to analyze a potential cost of these location it was first necessary to ascertain a base salary of a police officer. Within the five jurisdictions a very conservative estimate of an annual budgetary salary of \$100,000 was used. This number includes the starting salary of a new patrol officer, benefits, and equipment. This number was then divided by the number of regular hours scheduled to be worked by a patrol officer each calendar year. All estimates within the report use the above rate times the number of hours spent on the initial call for service (time call was dispatched and time the call was cleared). This estimate **does not** include the cost of any of the investigators, crime scene technicians, evidence processing, arrest time, court time, or overtime related costs.

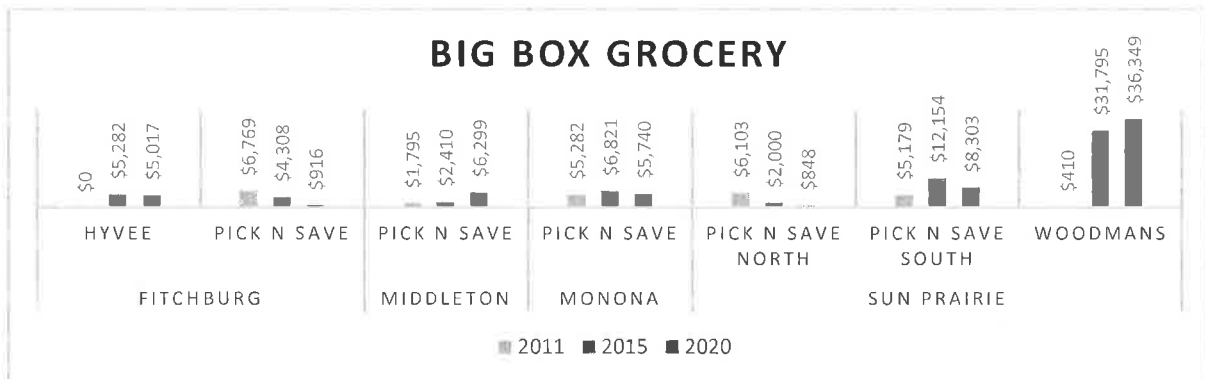
Since 2011, the number of calls for service to these establishments have increased by more than 50% to more than 4,500 calls for service in 2016 between all five jurisdictions. Using the before mentioned method to calculate an estimated cost to the initial call for service it was over \$212,000. The big box retailers Walmart, Target, Costco, Shopko, Kohls, Cabelas, Menards, Staples, and Farm & Fleet were responsible for an estimated \$136,974 in 2016. Utilizing the data from 2011 to 2016 a forecast was created to project the estimated cost in the year 2020. The forecast projects the cost of the above mention stores to more than **\$200,000** or an increase of more than **47%**.



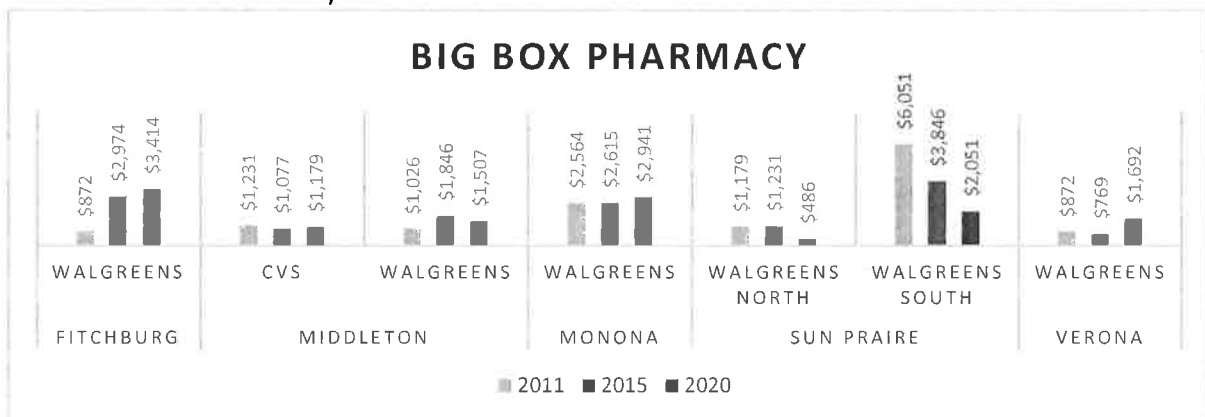


The largest number of calls for service comes from Walmart. Walmart is responsible for almost 35% (1,545 in 2016) of the calls for service between all the selected businesses. The Walmart located at 2151 Royal Ave in Monona, Wisconsin had a staggering 1,090 calls for service in 2016. Using the before mention cost estimate is equivalent to more than \$51,000 to the City of Monona. Examining the steady increase of calls for service at this location, it is project to cost almost \$65,000 by the year 2020.

The second part of the analysis focused on the big box grocery stores since The Kroger Co. was 2nd in sales in 2015 only behind Walmart (Source: National Retail Federation). Within four of the five jurisdiction there are currently 7 big box grocery stores: Pick N Save (formerly Copps), Hyvee, and Woodman's. In 2011 there were on 5 big box grocery stores (Pick N Save formerly Copps) and the estimated cost for the initial call for services was approximately \$25,000. In 2012 Woodman's was opened and in 2014 Hyvee was added. With these additions, 2015 saw the largest increase in the number of calls for service exceeding %80 with an estimated cost of more than \$64,700. The forecast projects the cost of the above mention stores to remain constant with the cost exceeding \$63,000.



The final part of the analysis focused on the big box pharmacies that were standalone buildings. Analysis shows a spike in the number of calls for service to these stores in 2012 and 2013, but the forecast holds the estimate cost constant at approximately \$13,270 in 2020. The preceding report provides the data that was utilized in the analysis.



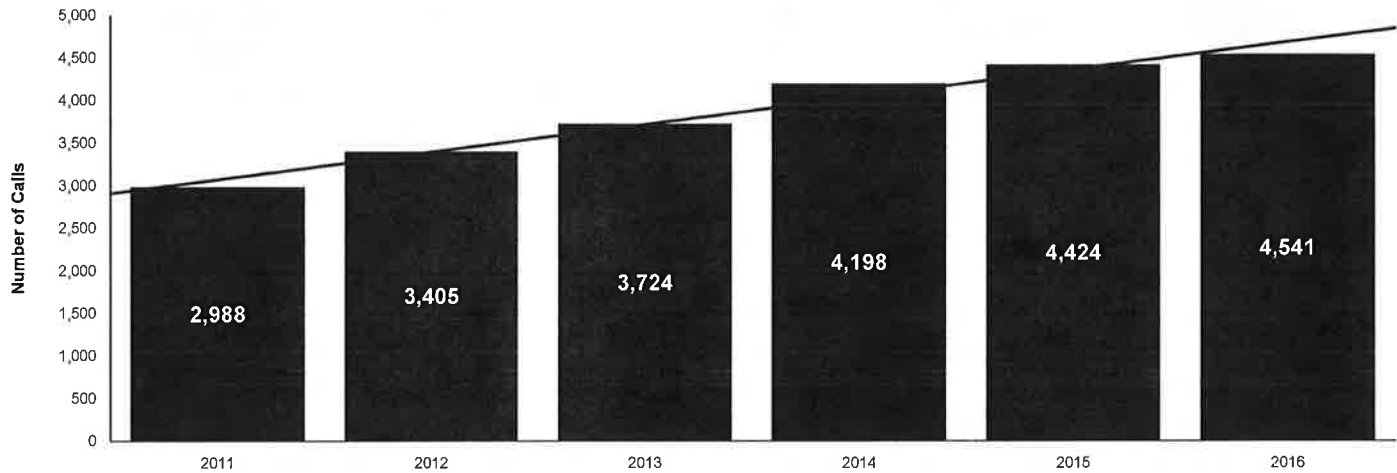


MPSIS

Calls for Service

Select Commerical Locations

2011 -2016



	Year								
	2011	2012	2013	2014	2015	2016	Average	Standard Deviation	Normal Range
Walmart - 1905 Mccoy Rd	166	204	240	470	381	455	292	128	164 - 421
Walmart - 2151 Royal Av	696	812	1020	1036	1022	1090	917	155	763 - 1,072
Target - 6321 Mckee Rd	171	159	168	150	190	269	168	15	153 - 183
Target - 660 S Grand Ave	145	156	105	85	104	108	119	30	89 - 149
Costco - 2150 Deming Way	121	127	125	146	137	143	131	10	121 - 141
Costco - 2850 Hoepker Rd	0	60	85	89	94	106	0	0	0 - 0
Shopko - 2101 Broadway	154	207	206	171	151	145	178	27	151 - 205
Kohls - 2501 Broadway	107	164	117	119	168	206	135	29	106 - 164
Cabelas - 1350 Cabela Dr	0	0	0	4	79	62	0	0	0 - 0
Menards - 6401 Copps Av	82	85	97	117	92	113	95	14	81 - 108
Farm & Fleet - 600 Hometown Circle	38	49	32	46	51	56	43	8	35 - 51
Staples - 6580 Monona Dr	37	34	33	33	20	21	31	7	25 - 38
Marcus Cinema - 2830 Hoepker Rd	0	0	0	0	96	154	0	0	0 - 0
Star Cinema - 6091 Mckee Rd	54	66	72	42	46	48	56	13	43 - 69
Ace Hardware - 2540 Allen Blvd	15	26	19	20	16	25	19	4	15 - 24
Goodwill - 2501 Royal Av	33	17	22	29	29	36	26	6	20 - 32
Goodwill - 6661 University Ave	9	12	9	8	8	17	9	2	8 - 11
Dollar Tree - 2524 Allen Blvd	6	7	1	8	16	32	8	5	2 - 13
Dollar General - 924 Windsor St	35	83	66	51	36	60	54	20	34 - 75
Walgreens - 104 N Main Street	29	30	19	44	17	23	28	11	17 - 39
Walgreens - 2010 Branch St	46	44	51	45	50	40	47	3	44 - 50
Walgreens - 275 Davison Dr	99	84	77	72	73	81	81	11	70 - 92
Walgreens - 2931 S Fish Hatchery Rd	34	29	47	63	51	56	45	14	31 - 58
Walgreens - 5300 Monona Dr	125	141	121	143	104	94	127	16	111 - 143
Walgreens - 546 N Grand Ave	30	34	27	25	39	41	31	6	25 - 37
CVS - 6210 Century Ave	27	29	25	23	28	40	26	2	24 - 29
Hy Vee - 2920 Fitchrona Rd	0	0	2	269	209	116	0	0	0 - 0
Pick N Save - 2538 Ironwood Dr	144	111	70	95	63	56	97	33	64 - 129
Pick N Save - 3010 Cahill Main	167	177	158	109	124	106	147	29	118 - 176
Pick N Save - 640 E Main St	100	91	136	141	184	109	130	37	93 - 167
Pick N Save - 6540 Monona Dr	202	174	202	151	244	170	195	35	160 - 230
Pick N Save - 6800 Century Ave	87	65	94	92	83	110	84	12	73 - 96
Woodmans - 1099 S Grand Ave	29	128	278	302	419	353	231	153	78 - 385
	2988	3405	3724	4198	4424	4541	3748	582	3,166 - 4,330

* If any prior year values are 0 then the average, standard deviation, and normal range will NOT be calculated.

** Cost estimate is calculated by the initial response to the call for service and doesn't include investigative efforts and is based on a budgetary value of \$100,000 per officer.



MPSIS

Calls for Service

Select Commerical Locations

2014 -2016



	2014 Totals			2015 Totals			2016 Totals		
	Officers Dispatched	Hours on Calls	Initial Cost**	Officers Dispatched	Hours on Calls	Initial Cost**	Officers Dispatched	Hours on Calls	Initial Cost**
Walmart - 1905 Mccoy Rd	728	960	\$49,225	574	859	\$44,026	667	511	\$26,196
Walmart - 2151 Royal Av	1282	867	\$44,464	1413	898	\$46,054	1517	1009	\$51,731
Target - 6321 Mckee Rd	189	135	\$6,916	248	183	\$9,378	341	228	\$11,694
Target - 660 S Grand Ave	117	81	\$4,159	124	130	\$6,645	143	146	\$7,478
Costco - 2150 Deming Way	178	85	\$4,353	163	67	\$3,417	170	74	\$3,800
Costco - 2850 Hoepker Rd	123	57	\$2,902	131	53	\$2,730	149	111	\$5,698
Shopko - 2101 Broadway	194	97	\$4,975	187	97	\$4,955	183	101	\$5,165
Kohls - 2501 Broadway	147	85	\$4,372	224	135	\$6,942	268	122	\$6,275
Cabelas - 1350 Cabela Dr	5	1	\$69	117	313	\$16,038	89	72	\$3,667
Menards - 6401 Cops Av	126	58	\$2,963	104	51	\$2,632	142	62	\$3,159
Farm & Fleet - 600 Hometown Circle	54	60	\$3,100	73	56	\$2,851	86	146	\$7,504
Staples - 6580 Monona Dr	35	9	\$484	20	4	\$199	32	14	\$721
Marcus Cinema - 2830 Hoepker Rd				129	69	\$3,533	204	105	\$5,404
Star Cinema - 6091 Mckee Rd	58	27	\$1,366	72	39	\$1,986	66	39	\$2,003
Ace Hardware - 2540 Allen Blvd	28	13	\$643	22	17	\$880	30	16	\$796
Goodwill - 2501 Royal Av	40	19	\$957	40	12	\$637	46	16	\$840
Goodwill - 6661 University Ave	15	6	\$286	12	5	\$249	22	9	\$460
Dollar Tree - 2524 Allen Blvd	11	15	\$750	19	10	\$501	37	20	\$1,043
Dollar General - 924 Windsor St	75	88	\$4,529	51	26	\$1,329	82	62	\$3,156
Walgreens - 104 N Main Street	57	147	\$7,556	20	16	\$819	28	32	\$1,631
Walgreens - 2010 Branch St	61	34	\$1,746	66	36	\$1,870	55	19	\$974
Walgreens - 275 Davison Dr	104	61	\$3,139	101	76	\$3,881	116	40	\$2,058
Walgreens - 2931 S Fish Hatchery Rd	84	39	\$1,978	75	59	\$3,012	79	28	\$1,458
Walgreens - 5300 Monona Dr	149	64	\$3,300	140	51	\$2,626	112	52	\$2,678
Walgreens - 546 N Grand Ave	26	10	\$494	49	24	\$1,238	47	20	\$1,033
CVS - 6210 Century Ave	32	27	\$1,369	37	22	\$1,113	60	33	\$1,682
Hy Vee - 2920 Fitchrona Rd	305	91	\$4,667	245	104	\$5,328	153	92	\$4,724
Pick N Save - 2538 Ironwood Dr	130	114	\$5,844	83	40	\$2,026	85	62	\$3,170
Pick N Save - 3010 Cahill Main	155	87	\$4,441	157	84	\$4,311	142	93	\$4,792
Pick N Save - 640 E Main St	189	144	\$7,399	256	237	\$12,170	160	125	\$6,430
Pick N Save - 6540 Monona Dr	177	81	\$4,143	299	133	\$6,827	206	88	\$4,521
Pick N Save - 6800 Century Ave	141	138	\$7,071	108	47	\$2,434	152	78	\$4,015
Woodmans - 1099 S Grand Ave	426	354	\$18,170	590	620	\$31,802	537	527	\$27,016
	5441	4053	\$207,828	5949	4572	\$ 234,439	6206	4153	\$ 212,970

* If any prior year values are 0 then the average, standard deviation, and normal range will NOT be calculated.

** Cost estimate is calculated by the initial response to the call for service and doesn't include investigative efforts and is based on a budgetary value of \$100,000 per officer.

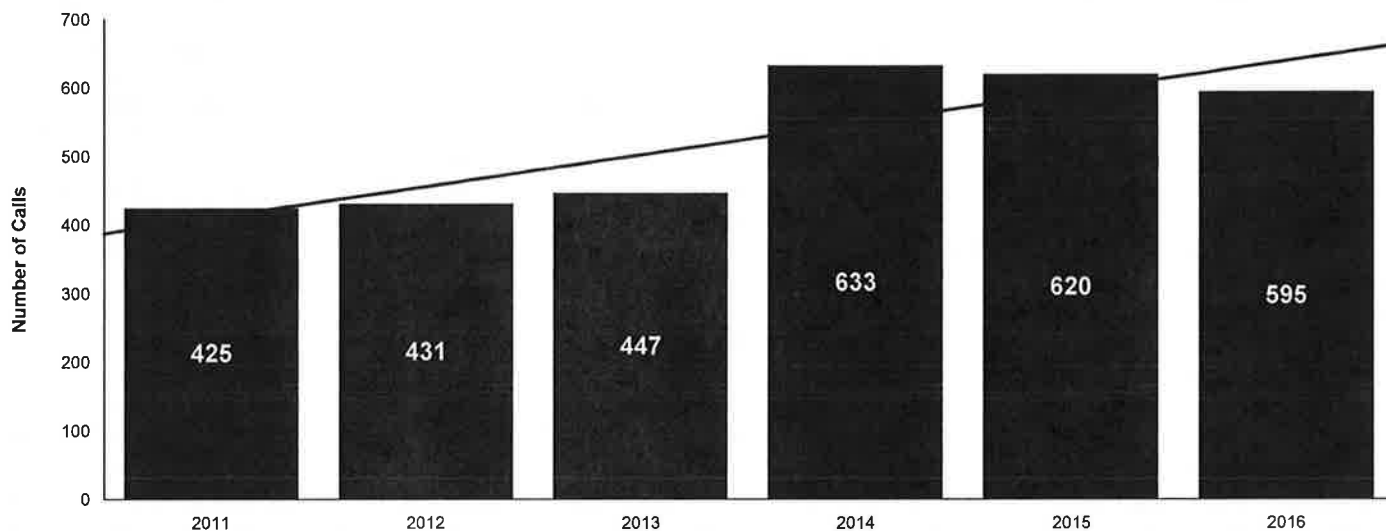


Fitchburg Police Department

Calls for Service

Select Commerical Locations

2011 -2016



	Year						Average	Standard Deviation	Normal Range
	2011	2012	2013	2014	2015	2016			
Hy Vee - 2920 Fitchrona Rd	0	0	2	269	209	116	0	0	0 - 0
Walgreens - 2931 S Fish Hatchery Rd	34	29	47	63	51	56	45	14	31 - 58
Pick N Save - 3010 Cahill Main	167	177	158	109	124	106	147	29	118 - 176
Star Cinema - 6091 Mckee Rd	54	66	72	42	46	48	56	13	43 - 69
Target - 6321 Mckee Rd	170	159	168	150	190	269	167	15	152 - 182
	425	431	447	633	620	595	511	106	406 - 617

	2014 Totals			2015 Totals			2016 Totals		
	Officers Dispatched	Hours on Calls	Initial Cost**	Officers Dispatched	Hours on Calls	Initial Cost**	Officers Dispatched	Hours on Calls	Initial Cost**
Hy Vee - 2920 Fitchrona Rd	305	91	\$4,667	245	104	\$5,328	153	92	\$4,724
Walgreens - 2931 S Fish Hatchery Rd	84	39	\$1,978	75	59	\$3,012	79	28	\$1,458
Pick N Save - 3010 Cahill Main	155	87	\$4,441	157	84	\$4,311	142	93	\$4,792
Star Cinema - 6091 Mckee Rd	58	27	\$1,366	72	39	\$1,986	66	39	\$2,003
Target - 6321 Mckee Rd	189	135	\$6,916	248	183	\$9,378	341	228	\$11,694
	791	378	\$19,368	797	468	\$24,015	781	481	\$24,671

* If any prior year values are 0 then the average, standard deviation, and normal range will NOT be calculated.

** Cost estimate is calculated by the initial response to the call for service and doesn't include investigative efforts and is based on a budgetary value of \$100,000 per officer.

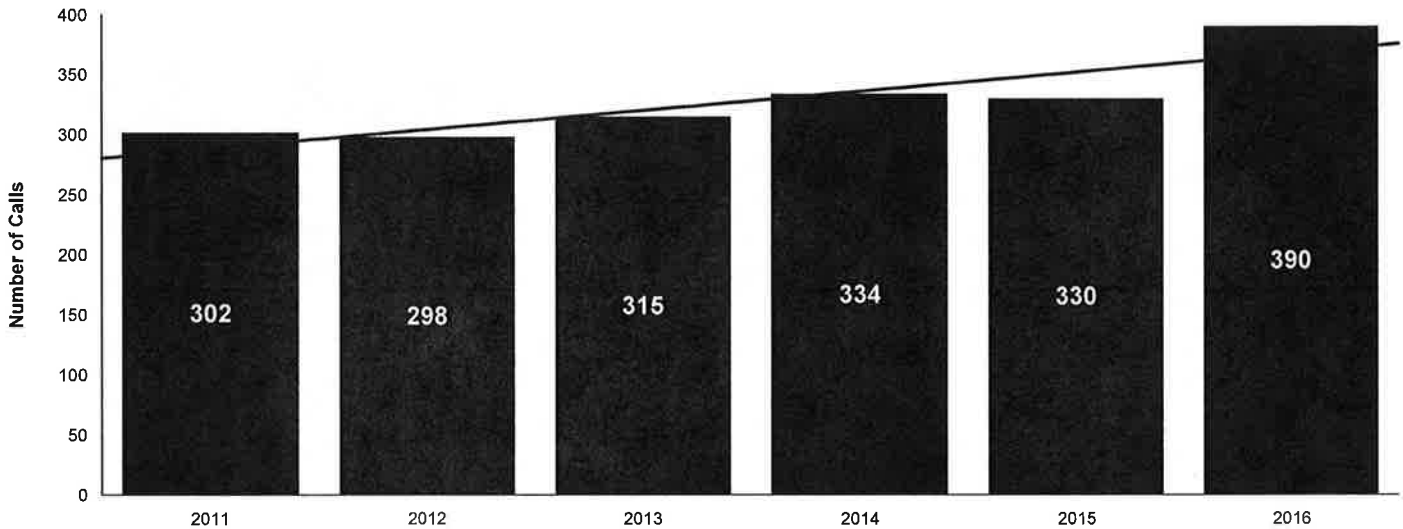


Middleton Police Department

Calls for Service

Select Commerical Locations

2011 -2016



	Year								
	2011	2012	2013	2014	2015	2016	Average	Standard Deviation	Normal Range
Walgreens - 2010 Branch St	46	44	51	45	50	40	47	3	44 - 50
Costco - 2150 Deming Way	121	127	125	146	137	143	131	10	121 - 141
Dollar Tree - 2524 Allen Blvd	6	7	1	8	16	32	8	5	2 - 13
Ace Hardware - 2540 Allen Blvd	15	26	19	20	16	25	19	4	15 - 24
CVS - 6210 Century Ave	27	29	25	23	28	40	26	2	24 - 29
Pick N Save - 6800 Century Ave	87	65	94	92	83	110	84	12	73 - 96
	302	298	315	334	330	390	316	16	300 - 332

	2014 Totals			2015 Totals			2016 Totals		
	Officers Dispatched	Hours on Calls	Initial Cost**	Officers Dispatched	Hours on Calls	Initial Cost**	Officers Dispatched	Hours on Calls	Initial Cost**
Walgreens - 2010 Branch St	61	34	\$1,746	66	36	\$1,870	55	19	\$974
Costco - 2150 Deming Way	178	85	\$4,353	163	67	\$3,417	170	74	\$3,800
Dollar Tree - 2524 Allen Blvd	11	15	\$750	19	10	\$501	37	20	\$1,043
Ace Hardware - 2540 Allen Blvd	28	13	\$643	22	17	\$880	30	16	\$796
- 6210 Century Av									
CVS - 6210 Century Ave	32	27	\$1,369	37	22	\$1,113	60	33	\$1,682
- 6800 Century Av									
Pick N Save - 6800 Century Ave	141	138	\$7,071	108	47	\$2,434	152	78	\$4,015
	451	311	\$15,932	415	199	\$10,213	504	240	\$12,309

* If any prior year values are 0 then the average, standard deviation, and normal range will NOT be calculated.

** Cost estimate is calculated by the initial response to the call for service and doesn't include investigative efforts and is based on a budgetary value of \$100,000 per officer.

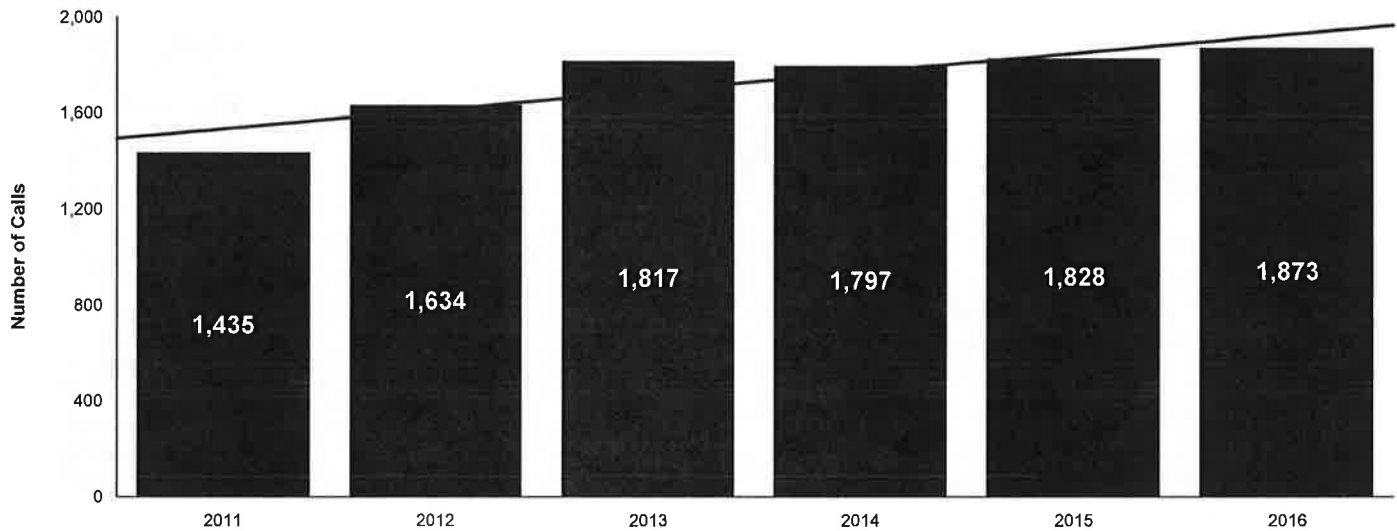


Monona Police Department

Calls for Service

Select Commerical Locations

2011 -2016



Year

	2011	2012	2013	2014	2015	2016	Average	Standard Deviation	Normal Range
Shopko - 2101 Broadway	154	207	206	171	151	145	178	27	151 - 205
Walmart - 2151 Royal Av	695	812	1020	1035	1022	1088	917	155	762 - 1,072
Kohls - 2501 Broadway	107	164	117	119	168	206	135	29	106 - 164
Goodwill - 2501 Royal Av	33	17	22	29	29	36	26	6	20 - 32
Walgreens - 5300 Monona Dr	125	141	121	143	104	94	127	16	111 - 143
Menards - 6401 Copps Av	82	85	96	116	91	113	94	13	81 - 107
Pick N Save - 6540 Monona Dr	202	174	202	151	243	170	194	35	160 - 229
Staples - 6580 Monona Dr	37	34	33	33	20	21	31	7	25 - 38
	1435	1634	1817	1797	1828	1873	1702	169	1,533 - 1,871

2014 Totals

2015 Totals

2016 Totals

	Officers Dispatched	Hours on Calls	Initial Cost**	Officers Dispatched	Hours on Calls	Initial Cost**	Officers Dispatched	Hours on Calls	Initial Cost**
Shopko - 2101 Broadway	194	97	\$4,975	187	97	\$4,955	183	101	\$5,165
Walmart - 2151 Royal Av	1282	867	\$44,464	1413	898	\$46,054	1517	1009	\$51,731
Kohls - 2501 Broadway	147	85	\$4,372	224	135	\$6,942	268	122	\$6,275
Goodwill - 2501 Royal Av	40	19	\$957	40	12	\$637	46	16	\$840
Walgreens - 5300 Monona Dr	149	64	\$3,300	140	51	\$2,626	112	52	\$2,678
Menards - 6401 Copps Av	126	58	\$2,963	104	51	\$2,632	142	62	\$3,159
Pick N Save - 6540 Monona Dr	177	81	\$4,143	299	133	\$6,827	206	88	\$4,521
Staples - 6580 Monona Dr	35	9	\$484	20	4	\$199	32	14	\$721
	2150	1280	\$65,656	2427	1382	\$70,872	2506	1464	\$75,089

* If any prior year values are 0 then the average, standard deviation, and normal range will NOT be calculated.

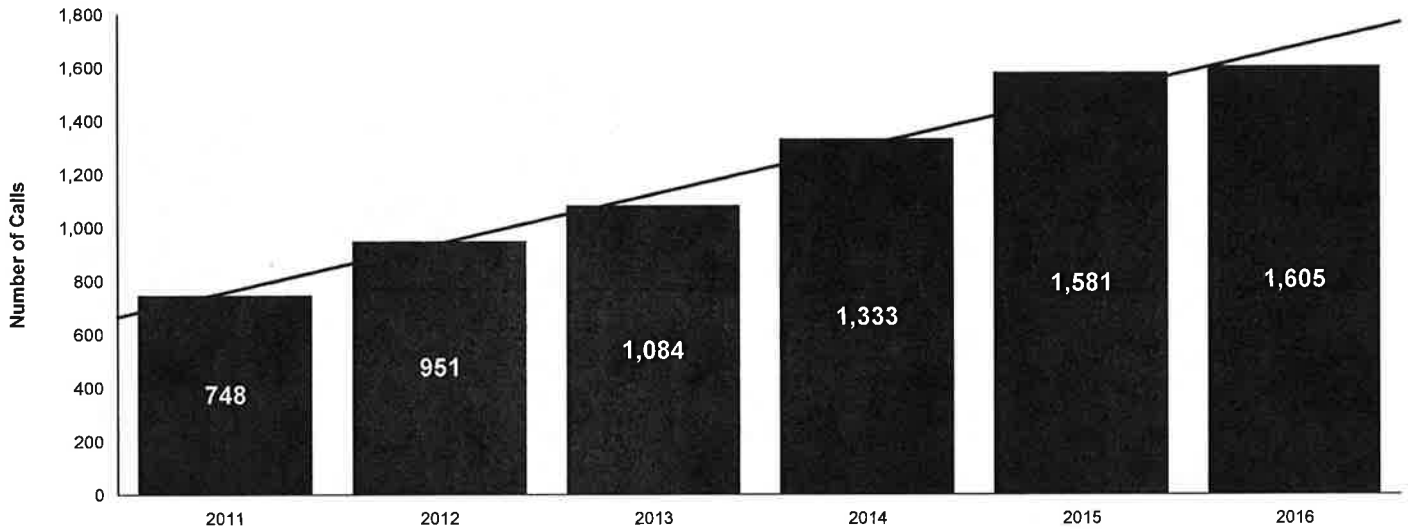
** Cost estimate is calculated by the initial response to the call for service and doesn't include investigative efforts and is based on a budgetary value of \$100,000 per officer.



Sun Prairie Police Department

Calls for Service

Select Commerical Locations
2011 -2016



	Year						Average	Standard Deviation	Normal Range
	2011	2012	2013	2014	2015	2016			
Woodmans - 1099 S Grand Ave	29	128	278	302	419	353	231	153	78 - 385
Cabelas - 1350 Cabela Dr	0	0	0	4	79	62	0	0	0 - 0
Walmart - 1905 Mccoy Rd	166	204	240	470	381	455	292	128	164 - 421
Pick N Save - 2538 Ironwood Dr	144	111	70	95	63	56	97	33	64 - 129
Walgreens - 275 Davison Dr	99	84	77	72	73	81	81	11	70 - 92
Marcus Cinema - 2830 Hoepker Rd	0	0	0	0	96	154	0	0	0 - 0
Costco - 2850 Hoepker Rd	0	60	85	88	94	106	0	0	0 - 0
Walgreens - 546 N Grand Ave	30	34	27	25	39	41	31	6	25 - 37
Pick N Save - 640 E Main St	100	91	136	141	184	109	130	37	93 - 167
Target - 660 S Grand Ave	145	156	105	85	104	108	119	30	89 - 149
Aldi - 750 Bunny Trl	0	0	0	0	13	20	0	0	0 - 0
Dollar General - 924 Windsor St	35	83	66	51	36	60	54	20	34 - 75
	748	951	1084	1333	1581	1605	1139	326	814 - 1,465

	2014 Totals			2015 Totals			2016 Totals		
	Officers Dispatched	Hours on Calls	Initial Cost**	Officers Dispatched	Hours on Calls	Initial Cost**	Officers Dispatched	Hours on Calls	Initial Cost**
Woodmans - 1099 S Grand Ave	426	354	\$18,170	590	620	\$31,802	537	527	\$27,016
Cabelas - 1350 Cabela Dr	5	1	\$69	117	313	\$16,038	89	72	\$3,667
Walmart - 1905 Mccoy Rd	728	960	\$49,225	574	859	\$44,026	667	511	\$26,196
Pick N Save - 2538 Ironwood Dr	130	114	\$5,844	83	40	\$2,026	85	62	\$3,170
Walgreens - 275 Davison Dr	104	61	\$3,139	101	76	\$3,881	116	40	\$2,058
Marcus Cinema - 2830 Hoepker Rd				129	69	\$3,533	204	105	\$5,404
Costco - 2850 Hoepker Rd	123	57	\$2,902	131	53	\$2,730	149	111	\$5,698
Walgreens - 546 N Grand Ave	26	10	\$494	49	24	\$1,238	47	20	\$1,033
Pick N Save - 640 E Main St	189	144	\$7,399	256	237	\$12,170	160	125	\$6,430
Target - 660 S Grand Ave	117	81	\$4,159	124	130	\$6,645	143	146	\$7,478
Aldi - 750 Bunny Trl				19	8	\$411	31	9	\$486
Dollar General - 924 Windsor St	75	88	\$4,529	51	26	\$1,329	82	62	\$3,156
	1923	1871	\$95,930	2224	2454	\$125,829	2310	1790	\$91,793

* If any prior year values are 0 then the average, standard deviation, and normal range will NOT be calculated.

** Cost estimate is calculated by the initial response to the call for service and doesn't include investigative efforts and is based on a budgetary value of \$100,000 per officer.

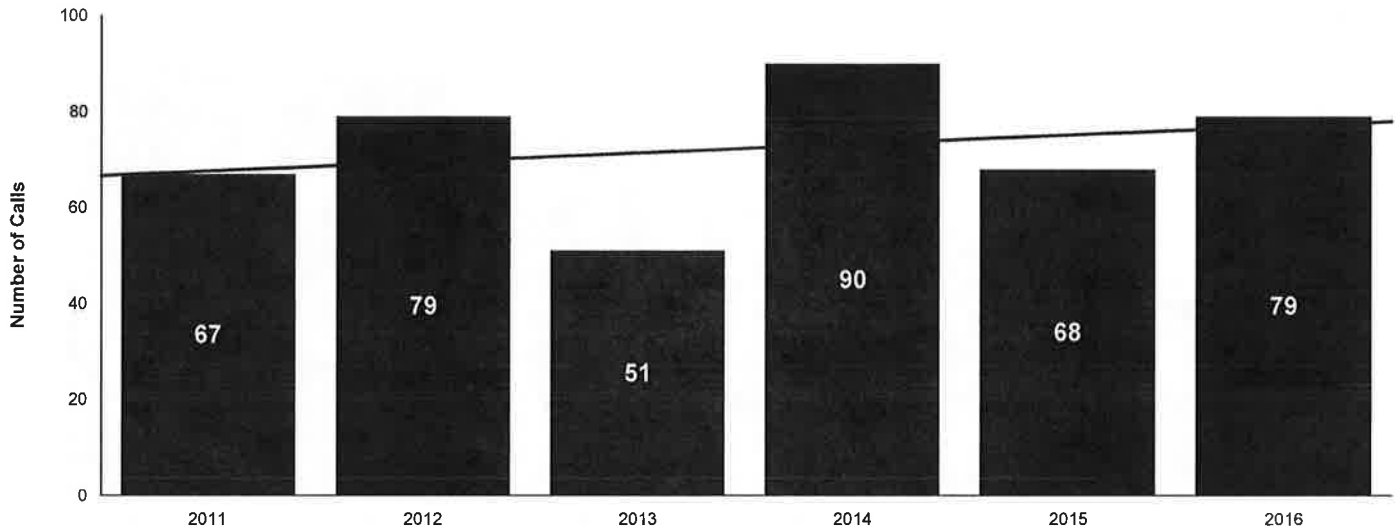


Verona Police Department

Calls for Service

Select Commerical Locations

2011 -2016



	Year						Average	Standard Deviation	Normal Range
	2011	2012	2013	2014	2015	2016			
Walgreens - 104 N Main Street	29	30	19	44	17	23	28	11	17 - 39
Farm & Fleet - 600 Hometown Circle	38	49	32	46	51	56	43	8	35 - 51
	67	79	51	90	68	79	71	15	56 - 86

	2014 Totals			2015 Totals			2016 Totals		
	Officers Dispatched	Hours on Calls	Initial Cost**	Officers Dispatched	Hours on Calls	Initial Cost**	Officers Dispatched	Hours on Calls	Initial Cost**
Walgreens - 104 N Main Street	57	147	\$7,556	20	16	\$819	28	32	\$1,631
Farm & Fleet - 600 Hometown Circle	54	60	\$3,100	73	56	\$2,851	86	146	\$7,504
	111	208	\$10,655	93	72	\$ 3,670	114	178	\$ 9,135

* If any prior year values are 0 then the average, standard deviation, and normal range will NOT be calculated.

** Cost estimate is calculated by the initial response to the call for service and doesn't include investigative efforts and is based on a budgetary value of \$100,000 per officer.