



August 8, 2022

Media Contact: Greg Bussler

Wisconsin had **5.8 days suitable for fieldwork** for the week ending August 7, 2022, according to the USDA’s National Agricultural Statistics Service. Much needed rain fell across most of the State, helping to reduce stress from the dry conditions in corn and soybeans.

Topsoil moisture condition rated 5 percent very short, 19 percent short, 72 percent adequate and 4 percent surplus. **Subsoil moisture** condition rated 8 percent very short, 20 percent short, 70 percent adequate and 2 percent surplus.

Corn silking was 77 percent, 9 days behind last year and 3 days behind the 5-year average. Twenty percent of corn had reached the dough stage, 1 week behind last year and 3 days behind the average. Corn condition was 76 percent good to excellent statewide, down 1 percentage point from last week.

Soybeans blooming was 87 percent, 1 week behind last year but even with the average. Soybeans setting pods was 57 percent, 8 days behind last year and 2 days behind the average. Soybean condition was 74 percent good to excellent, down 3 percentage points from last week.

Oats coloring was at 94 percent, 2 days behind last year but 3 days ahead of the average. Oat harvested for grain was 30 percent, 5 days behind last year and 3 days behind the average. Oat condition was 78 percent good to excellent, down 3 percentage points from last week.

Potatoes harvested was at 10 percent, 4 days behind last year and 2 days behind the average. Potato condition was 92 percent good to excellent, down 3 percentage points from last week.

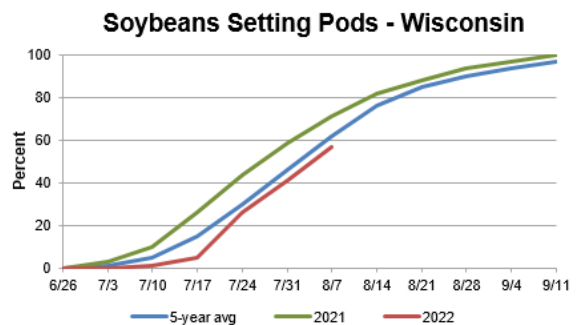
Winter wheat harvested for grain was 76 percent, 1 week behind last year but even with the average.

The second cutting of **alfalfa** was reported at 98 percent complete, 3 days behind last year but 1 week ahead of the average. The third cutting was 62 percent complete, 1 day ahead of last year and 5 days ahead of the average. **All hay** condition was reported 78 percent good to excellent condition, up 1 percentage point from last week.

Pasture condition was rated 68 percent good to excellent, even with last week.

Crop Condition as of August 7, 2022

Item	Very Poor	Poor	Fair	Good	Excellent
	(percent)	(percent)	(percent)	(percent)	(percent)
Corn	1	4	19	54	22
Hay, all	1	4	17	61	17
Oats	1	2	19	59	19
Pasture and range .	2	9	21	54	14
Potatoes	0	3	5	75	17
Soybeans	1	3	22	56	18



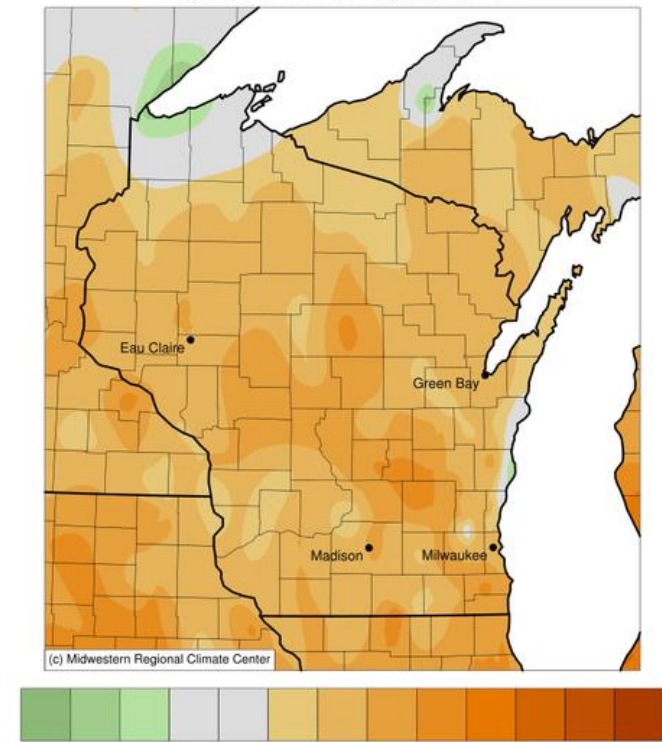
Crop Progress as of August 7, 2022

Item	Districts									State			
	NW	NC	NE	WC	C	EC	SW	SC	SE	This week	Last week	Last year	5-year avg
	(percent)	(percent)	(percent)	(percent)	(percent)	(percent)	(percent)	(percent)	(percent)	(percent)	(percent)	(percent)	(percent)
Corn silking	54	51	68	76	73	82	87	83	93	77	56	91	83
Corn dough	5	4	16	12	29	26	14	34	28	20	7	39	26
Hay, alfalfa, 2nd cutting	94	93	99	96	99	99	99	99	99	98	94	99	95
Hay, alfalfa, 3rd cutting	48	26	55	49	68	70	82	69	73	62	41	60	51
Oats coloring	92	77	88	99	98	93	99	99	99	94	84	95	91
Oats harvested for grain	24	5	10	38	32	12	71	68	55	30	16	37	38
Soybeans blooming	95	78	84	87	84	87	90	85	91	87	77	93	87
Soybeans setting pods	48	34	56	58	49	52	66	62	69	57	41	71	62
Wheat, winter, harvested	47	34	59	62	45	71	83	96	96	76	56	88	76

Days Suitable for Fieldwork and Soil Moisture Condition as of August 7, 2022

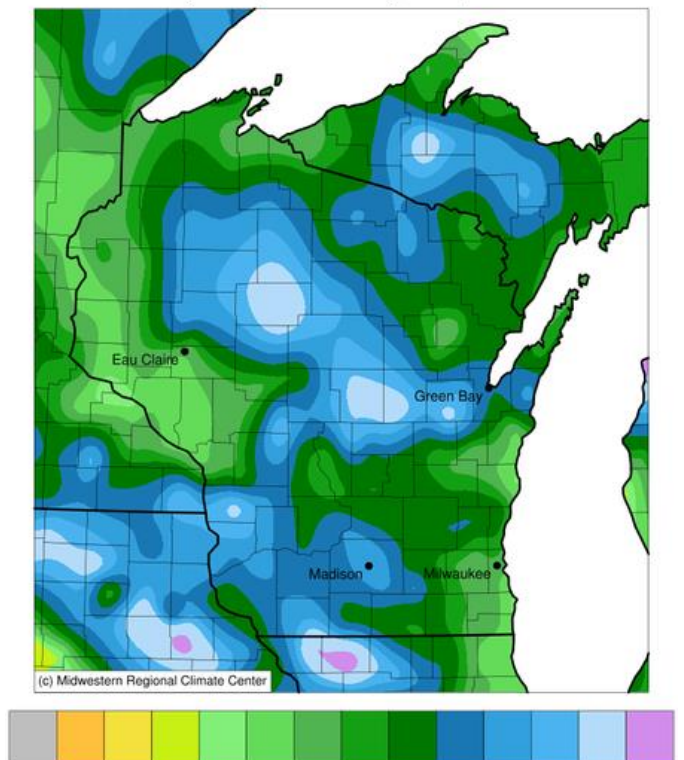
Item	Districts									State		
	NW	NC	NE	WC	C	EC	SW	SC	SE	This week	Last week	Last year
Days suitable	(days) 5.2	(days) 5.0	(days) 6.1	(days) 5.8	(days) 5.9	(days) 5.6	(days) 6.1	(days) 5.8	(days) 6.5	(days) 5.8	(days) 6.2	(days) 5.1
	(percent)	(percent)	(percent)	(percent)	(percent)	(percent)	(percent)	(percent)	(percent)	(percent)	(percent)	(percent)
Topsoil moisture												
Very short	7	0	7	15	3	1	0	2	20	5	6	8
Short	18	5	22	33	13	21	6	20	41	19	22	16
Adequate	71	79	63	50	83	73	91	75	39	72	70	66
Surplus	4	16	8	2	1	5	3	3	0	4	2	10
Subsoil moisture												
Very short	6	0	9	8	1	3	15	6	35	8	8	11
Short	23	5	23	33	11	25	7	23	32	20	21	18
Adequate	71	95	64	59	85	71	75	68	33	70	69	65
Surplus	0	0	4	0	3	1	3	3	0	2	2	6

Average Temperature (°F): Departure from 1991-2020 Normals
August 01, 2022 to August 07, 2022



Stations from the following networks used: WBAN, COOP, FAA, GHCN, ThreadEx, CoCoRaHS, WMO, ICAO, NWSLI, Midwestern Regional Climate Center
cli-MATE: MRCC Application Tools Environment
Generated at: 8/8/2022 10:46:41 AM CDT

Accumulated Precipitation (in)
August 01, 2022 to August 07, 2022



Stations from the following networks used: WBAN, COOP, FAA, GHCN, ThreadEx, CoCoRaHS, WMO, ICAO, NWSLI, Midwestern Regional Climate Center
cli-MATE: MRCC Application Tools Environment
Generated at: 8/8/2022 10:45:54 AM CDT

Weather Information: Week Ending August 7, 2022

District and State	Temperature		Precipitation		Growing Degree Days ¹	
	Average	Departure from Normal ²	Total	Departure from Normal ²	Since April 1	Departure from Normal ²
Northwest	69.7	2.7	1.70	0.71	1,380	66
North Central	68.9	3.3	1.91	1.04	1,291	48
Northeast	69.5	3.2	1.30	0.47	1,375	106
West Central	73.1	3.5	1.04	0.12	1,668	41
Central	72.5	3.6	1.84	0.96	1,610	54
East Central	71.5	2.4	1.42	0.57	1,531	62
Southwest	74.0	4.0	1.90	0.84	1,754	66
South Central	73.9	3.8	1.52	0.49	1,761	75
Southeast	73.9	3.5	0.90	-0.12	1,718	78
Wisconsin	71.4	3.3	1.56	0.64	1,521	64

¹ Base 50° F.

² Normal based on 1991-2020 data.