

Wisconsin Ag News – Crop Progress & Condition

Upper Midwest Region - Wisconsin Field Office · 2811 Agriculture Drive · Madison WI 53718-6777 · (608) 287-4775
fax (855) 271-9802 · www.nass.usda.gov/wi

Cooperating with Wisconsin Department of Agriculture, Trade and Consumer Protection

August 29, 2022

Media Contact: Greg Bussler

Wisconsin had **4.7 days suitable for fieldwork** for the week ending August 28, 2022, according to the USDA's National Agricultural Statistics Service. Heavy rains fell across a swath of the state from the Northwest to Southeast regions, with several areas receiving over 2 inches. The harvesting of small grains and hay continued between the rain showers.

Topsoil moisture condition rated 1 percent very short, 11 percent short, 77 percent adequate and 11 percent surplus. **Subsoil moisture** condition rated 3 percent very short, 22 percent short, 70 percent adequate and 5 percent surplus.

Corn silking was 97 percent, 12 days behind last year and 1 day behind the 5-year average. Seventy-five percent of corn had reached the dough stage, 5 days behind last year but 1 day ahead of the average. Twenty-four percent of corn had reached the dent state, 6 days behind last year and 3 days behind the average. Corn condition was 76 percent good to excellent statewide, down 1 percentage point from last week.

Soybeans setting pods was 91 percent, 4 days behind last year but 1 day ahead of the average. Leaves were turning color on 6 percent of the state's soybean acreage, 7 days behind last year and 5 days behind the average. Soybean condition was 74 percent good to excellent, down 4 percentage points from last week.

Oats harvested for grain was 82 percent, 1 day behind last year but 2 days ahead of the average.

Potatoes harvested was at 22 percent, 9 days behind last year and 3 days behind the average. Potato condition was 95 percent good to excellent, up 6 percentage points from last week.

Winter wheat harvested for grain was 96 percent, 12 days behind last year and 6 days behind the average.

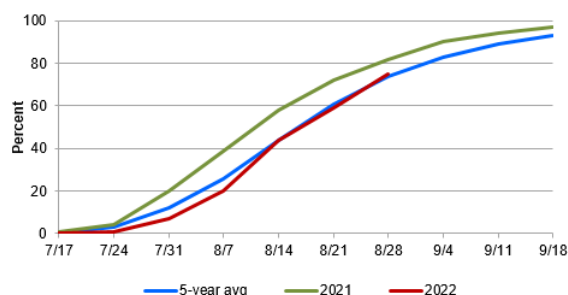
The third cutting of **alfalfa** was reported at 91 percent complete, 5 days ahead of last year and 7 days ahead of the average. The fourth cutting was 32 percent complete, 1 day ahead of last year and 4 days ahead of the average. **All hay** condition was reported 80 percent good to excellent condition, even with last week.

Pasture condition was rated 72 percent good to excellent, even with last week.

Crop Condition as of August 28, 2022

Item	Very Poor	Poor	Fair	Good	Excellent
	(percent)	(percent)	(percent)	(percent)	(percent)
Corn	1	4	19	54	22
Hay, all	1	4	15	62	18
Pasture and range .	1	7	20	57	15
Potatoes	0	1	4	79	16
Soybeans	1	4	21	52	22

Corn Dough - Wisconsin



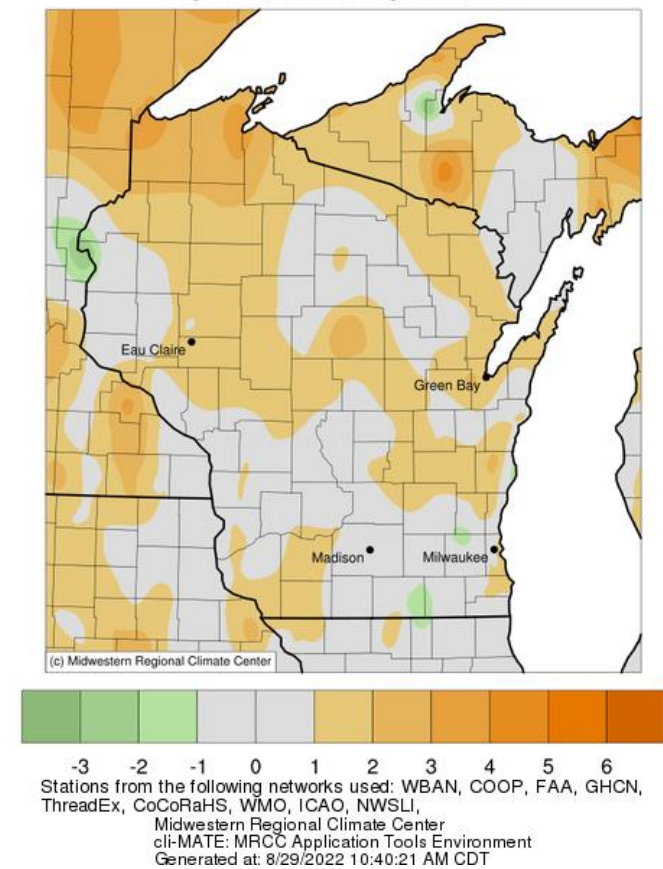
Crop Progress as of August 28, 2022

Item	Districts									State			
	NW	NC	NE	WC	C	EC	SW	SC	SE	This week	Last week	Last year	5-year avg

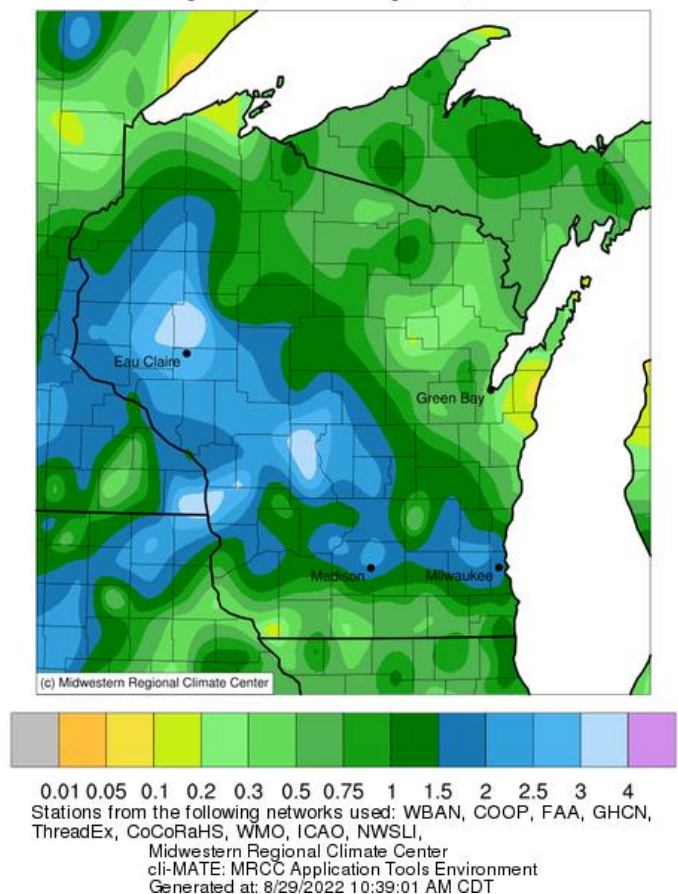
Days Suitable for Fieldwork and Soil Moisture Condition as of August 28, 2022

Item	Districts									State		
	NW	NC	NE	WC	C	EC	SW	SC	SE	This week	Last week	Last year
	(days)	(days)	(days)	(days)	(days)	(days)	(days)	(days)	(days)	(days)	(days)	(days)
Days suitable	4.5	4.7	4.5	4.5	5.0	5.0	4.9	4.6	5.1	4.7	4.9	4.1
	(percent)	(percent)	(percent)	(percent)	(percent)	(percent)	(percent)	(percent)	(percent)	(percent)	(percent)	(percent)
Topsoil moisture												
Very short	0	0	0	0	0	0	0	2	12	1	2	7
Short	11	6	16	13	1	2	1	18	49	11	14	10
Adequate	71	61	70	70	92	91	89	78	39	77	77	65
Surplus	18	33	14	17	7	7	10	2	0	11	7	18
Subsoil moisture												
Very short	2	1	5	0	0	0	0	6	21	3	3	9
Short	19	7	25	20	8	14	18	41	47	22	22	12
Adequate	70	92	61	67	88	83	77	51	32	70	72	64
Surplus	9	0	9	13	4	3	5	2	0	5	3	15

Average Temperature (°F): Departure from 1991-2020 Normals
August 22, 2022 to August 28, 2022



Accumulated Precipitation (in)
August 22, 2022 to August 28, 2022



Weather Information: Week Ending August 28, 2022

District and State	Temperature		Precipitation		Growing Degree Days ¹	
	Average	Departure from Normal ²	Total	Departure from Normal ²	Since April 1	Departure from Normal ²
Northwest	66.2	0.8	1.60	0.49	1,701	51
North Central	64.4	0.3	0.86	-0.11	1,590	34
Northeast	65.8	1.1	0.51	-0.39	1,696	101
West Central	68.5	0.1	2.35	1.21	2,045	23
Central	68.0	0.1	1.55	0.45	1,972	34
East Central	68.3	0.0	0.60	-0.33	1,894	40
Southwest	69.3	0.2	1.43	0.29	2,140	45
South Central	69.1	-0.4	1.18	0.17	2,145	50
Southeast	69.3	-0.6	1.09	0.12	2,107	48