



Upper Midwest Regional Field Office · 210 Walnut St, Ste 833 · Des Moines, IA 50309 · (608) 287-4775
fax (855) 271-9802 · www.nass.usda.gov/wi

Cooperating with Wisconsin Department of Agriculture, Trade and Consumer Protection

November 25, 2024 - For Immediate Release

Media Contact: Greg Bussler

Wisconsin had **3.9 days suitable for fieldwork** statewide for the week ending November 24, 2024, according to the USDA’s National Agricultural Statistics Service. Much of the state experienced rain or snow, slowing progress on remaining field activities. Fieldwork included late corn harvest, manure and fertilizer applications, fall tillage, and cranberry bog maintenance.

Topsoil moisture condition rated 1 percent very short, 18 percent short, 72 percent adequate and 9 percent surplus. **Subsoil moisture** condition rated 7 percent very short, 29 percent short, 60 percent adequate and 4 percent surplus.

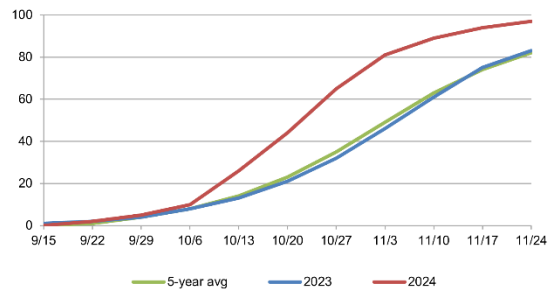
Corn for grain was 97 percent harvested, remaining well ahead of last year and the 5-year average.

Ninety-seven percent of the **winter wheat** crop has emerged. Winter wheat condition was rated 74 percent good to excellent, up 1 percentage point from last week. **Fall tillage** was 86 percent complete.

Crop Condition as of November 24, 2024

Item	Very Poor	Poor	Fair	Good	Excellent
	(percent)	(percent)	(percent)	(percent)	(percent)
Wheat, winter	0	2	24	58	16

Corn Harvested for Grain - Wisconsin



Crop Progress as of November 24, 2024

Item	Districts									State			
	NW	NC	NE	WC	C	EC	SW	SC	SE	This week	Last week	Last year	5-year avg
	(percent)	(percent)	(percent)	(percent)	(percent)	(percent)	(percent)	(percent)	(percent)	(percent)	(percent)	(percent)	(percent)
Corn harvested for grain	97	97	90	98	95	90	99	99	99	97	94	83	82
Fall tillage	92	91	81	84	83	82	83	92	90	86	81	72	71
Wheat, winter, emerged	99	100	99	100	96	94	100	97	100	97	94	96	92

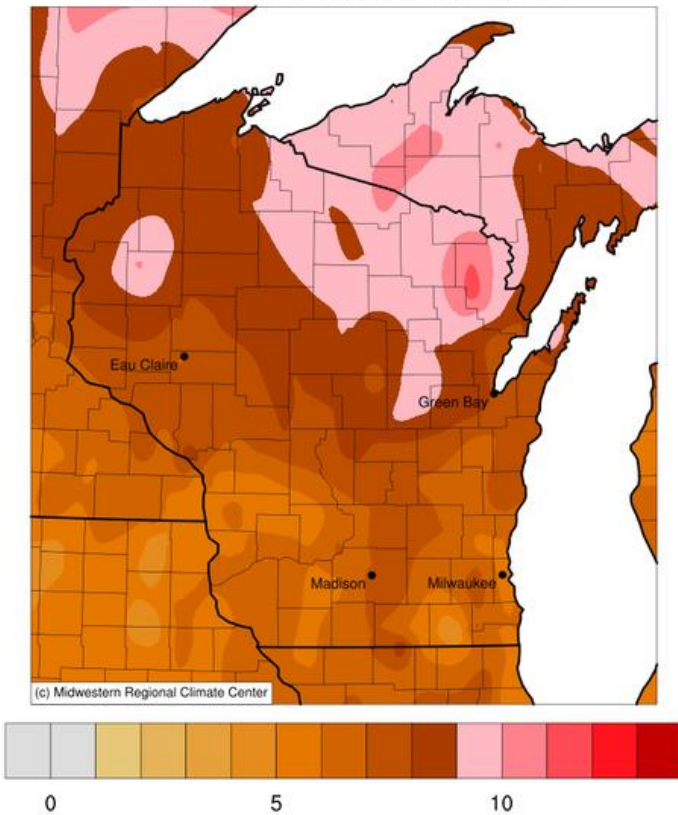
This is the final weekly *Wisconsin Crop Progress and Condition* report of the season. The USDA’s National Agricultural Statistics Service would like to thank the many farmers and FSA, NRCS, and agribusiness personnel who provided the information for this report each week. The new season of *Wisconsin Crop Progress and Condition* is scheduled to begin April 7, 2025.

The complete report can be found on the USDA NASS website at www.nass.usda.gov/Publications.

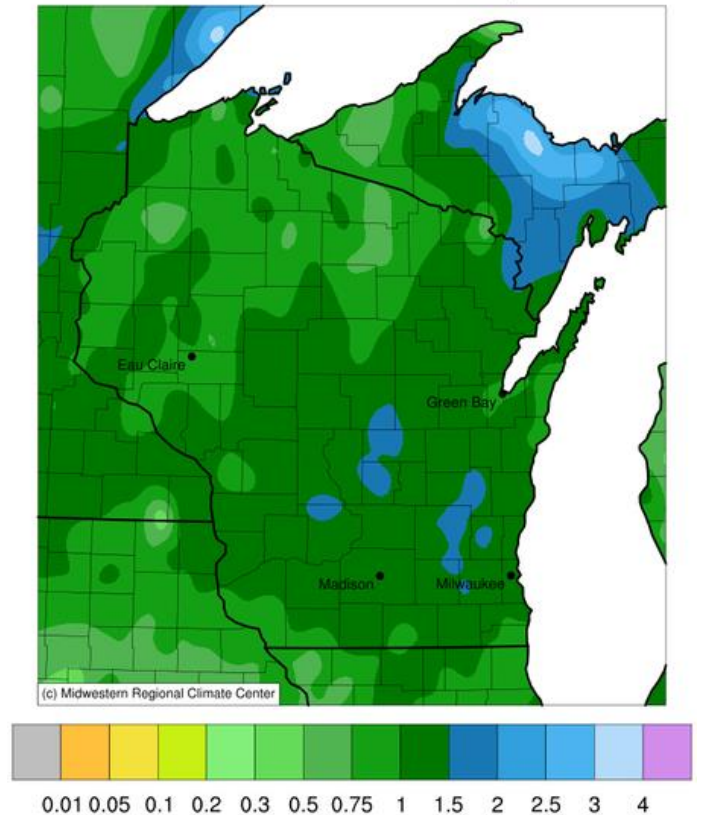
Days Suitable for Fieldwork and Soil Moisture Condition as of November 24, 2024

Item	Districts									State		
	NW	NC	NE	WC	C	EC	SW	SC	SE	This week	Last week	Last year
Days suitable	(days) 4.7	(days) 3.6	(days) 2.1	(days) 4.8	(days) 4.6	(days) 4.3	(days) 3.0	(days) 3.0	(days) 4.4	(days) 3.9	(days) 4.6	(days) 5.9
Topsoil moisture	(percent)	(percent)	(percent)	(percent)	(percent)	(percent)	(percent)	(percent)	(percent)	(percent)	(percent)	(percent)
Very short	2	0	0	2	3	2	0	0	6	1	2	3
Short	16	14	7	18	12	24	8	26	29	18	26	16
Adequate	80	85	71	71	66	70	82	65	57	72	66	77
Surplus	2	1	22	9	19	4	10	9	8	9	6	4
Subsoil moisture												
Very short	4	2	2	4	0	0	15	17	13	7	8	6
Short	31	16	15	33	20	28	28	33	59	29	34	24
Adequate	64	80	64	62	68	70	53	47	27	60	55	67
Surplus	1	2	19	1	12	2	4	3	1	4	3	3

Average Temperature (°F): Departure from 1991-2020 Normals
November 18, 2024 to November 24, 2024



Accumulated Precipitation (in)
November 18, 2024 to November 24, 2024



Temperature and Precipitation Maps, courtesy of the Midwestern Regional Climate Center, are available at:
<https://mrcc.purdue.edu/CLIMATE/>